



The Parents' Guide to Google Classroom

What is Google Classroom?

Think of Google Classroom (GC) as your child's digital link to learning.

Teachers use GC to share assignments, homework, newsletters, and much more with students AND parents!



Getting Started



Your child was provided with a secure login and password that is unique to them.

Student logins are the same as the school computers! Using your **school** email address and computer password!

Username@cathays.cardiff.sch.uk

Getting Started



1

Click on the Google
Chrome browser icon.

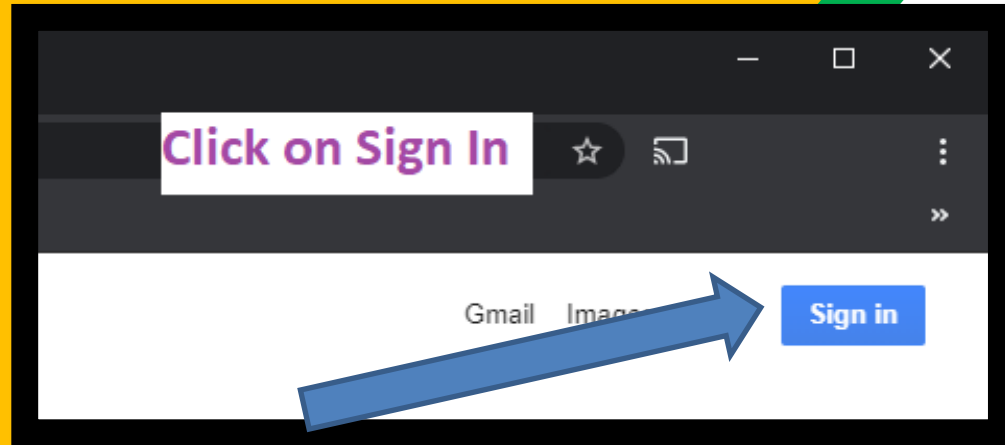
Getting Started



2

Type www.google.com
into your web
address bar.

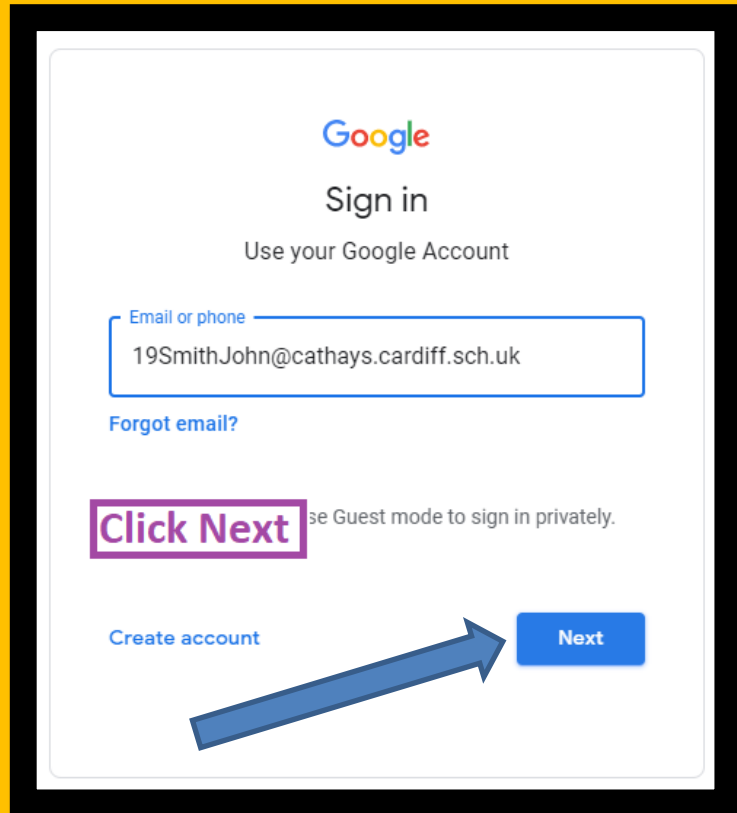
Getting Started



3

Click on **SIGN IN** in the upper right hand corner of the browser window.

Getting Started



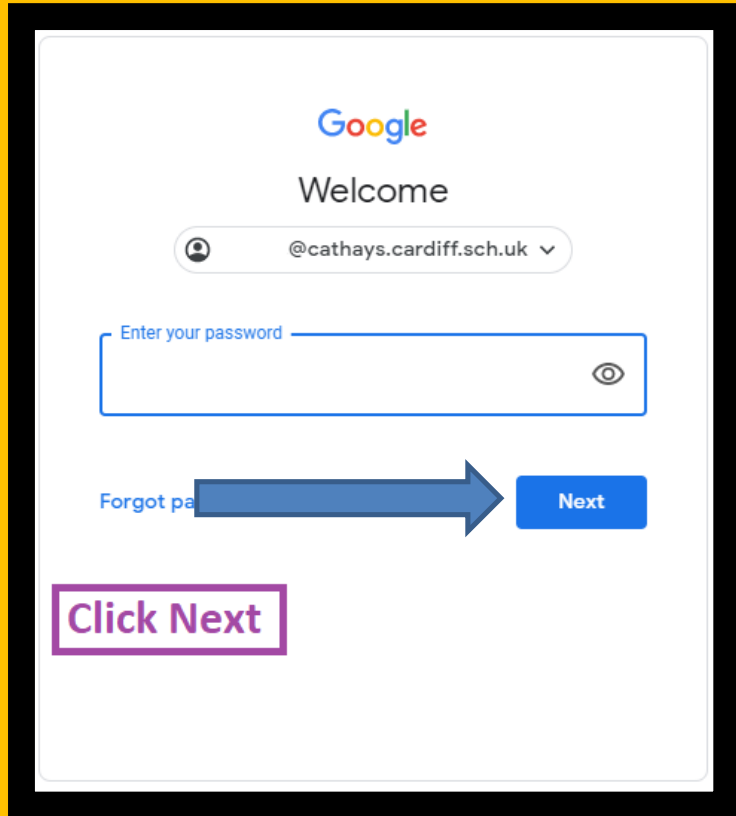
The screenshot shows the Google sign-in interface. At the top is the Google logo, followed by 'Sign in' and 'Use your Google Account'. Below this is a text input field labeled 'Email or phone' containing the address '19SmithJohn@cathays.cardiff.sch.uk'. A link for 'Forgot email?' is positioned below the input field. A purple box highlights the text 'Click Next' with the instruction 'Use Guest mode to sign in privately.' below it. At the bottom left is a 'Create account' link, and at the bottom right is a blue 'Next' button. A blue arrow points from the 'Create account' link towards the 'Next' button.

4

Type in your child's
Google Email address &
click **"Next."**

It will end in
@cathays.cardiff.sch.uk

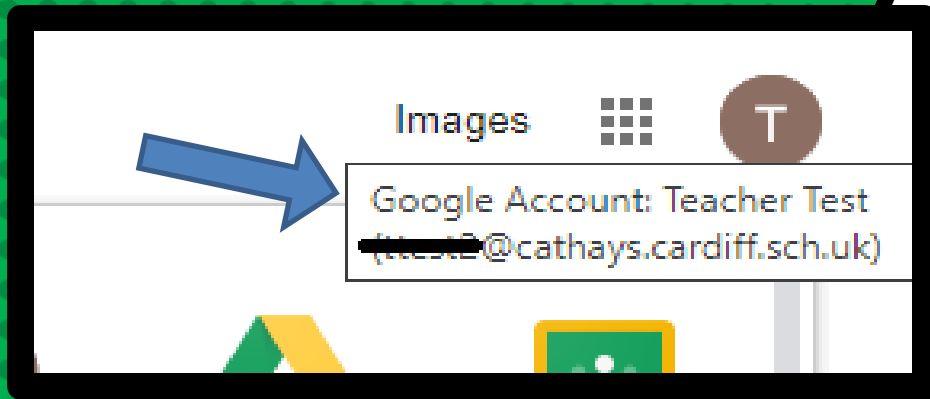
Getting Started



The screenshot shows a Google login interface. At the top is the Google logo and the word "Welcome". Below that is a search bar containing the email address "@cathays.cardiff.sch.uk". Underneath is a password field with the placeholder text "Enter your password" and a visibility icon. To the left of the password field is a "Forgot password" link with a blue arrow pointing to the "Next" button. A purple box with the text "Click Next" is positioned below the "Next" button.

5

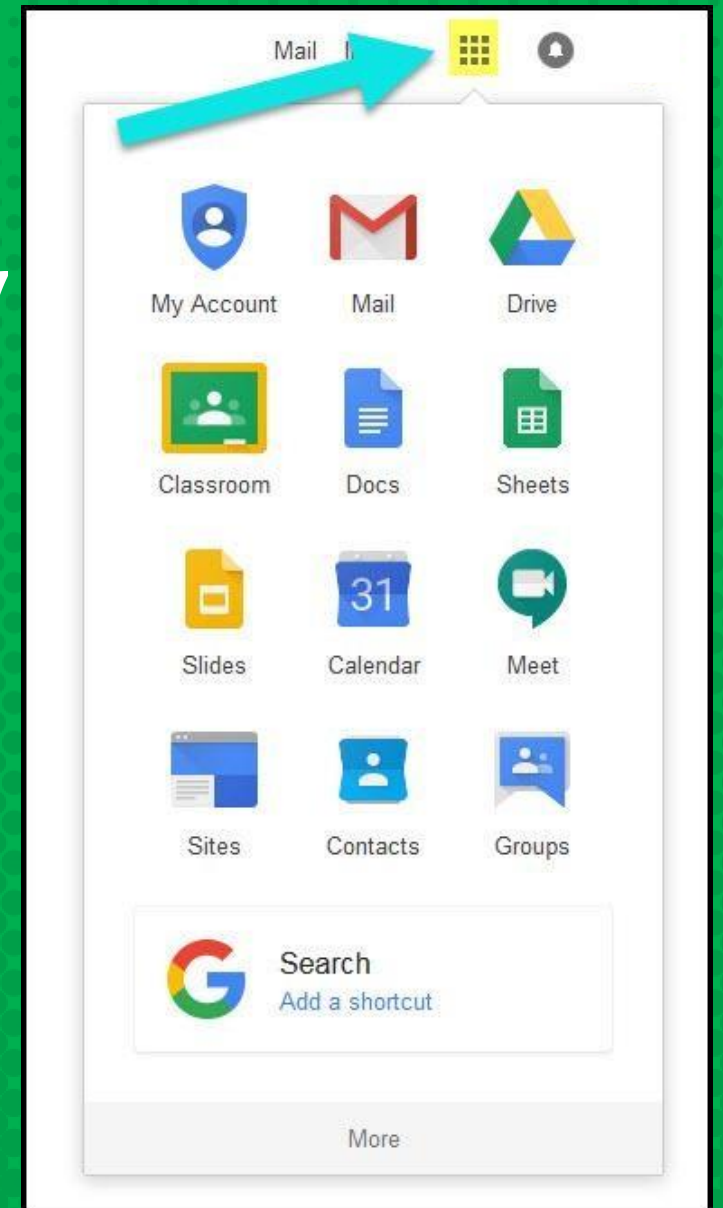
Type in your
PASSWORD
& click "next."



Now you'll see
that you are signed in to
your Google Apps for
Education account!

Google SUITE

Click on the 9 squares
(Waffle/Rubik's Cube) icon in the
top right hand corner to see
the Google Suite of Products!



GOOGLE ICONS to recognize:



CHROME



DOCS




DRIVE



SLIDES



SHEETS



FORMS



CALENDAR



GMAIL



PHOTOS



MAPS



KEEP



CLASSROOM



MEET



HANGOUTS



SITES



CONTACTS



CLOUD



CLOUD SEARCH



YOUTUBE



NEWS



VAULT



MY ACCOUNT

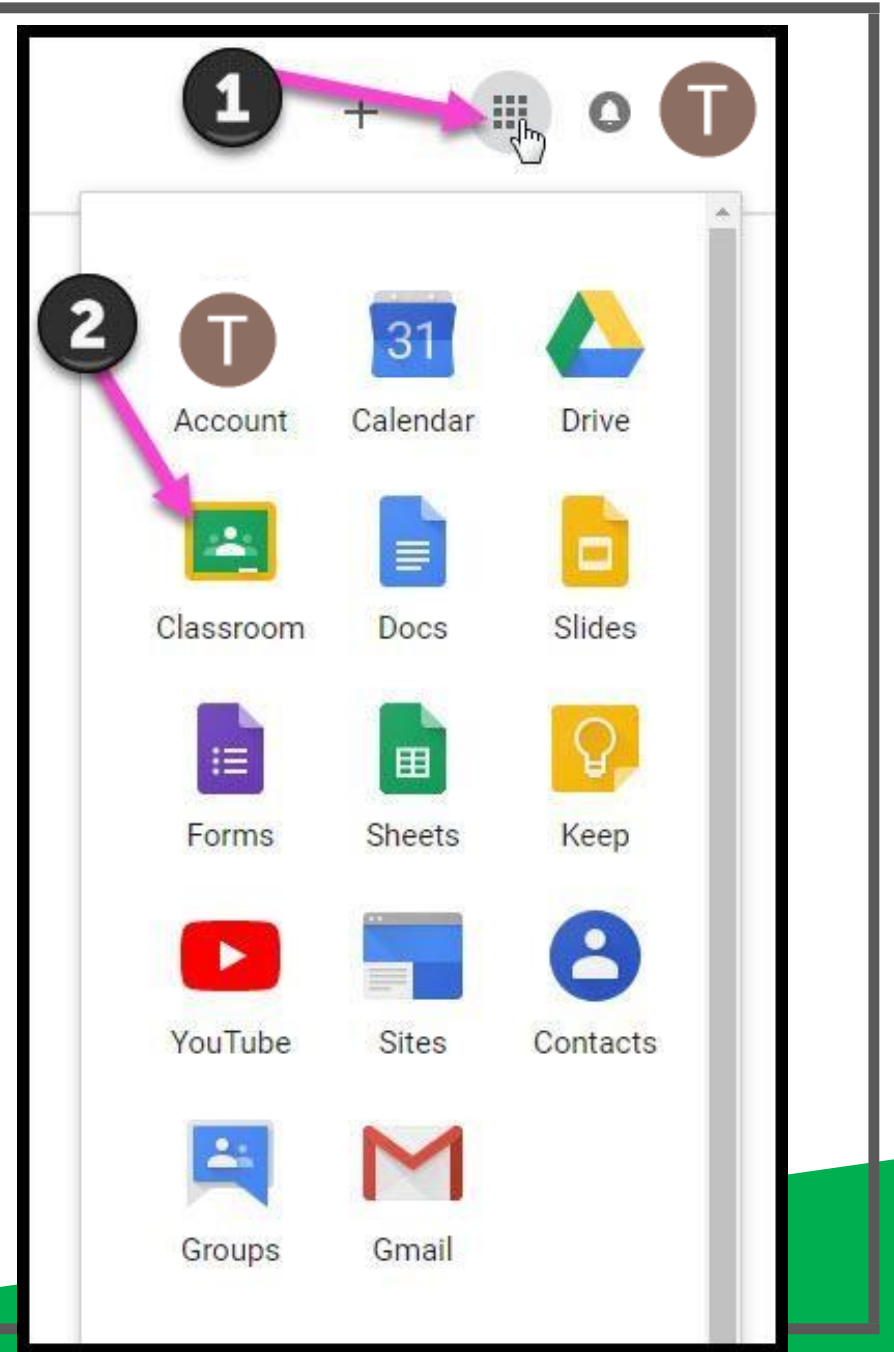


GROUPS

Navigating Classroom

1

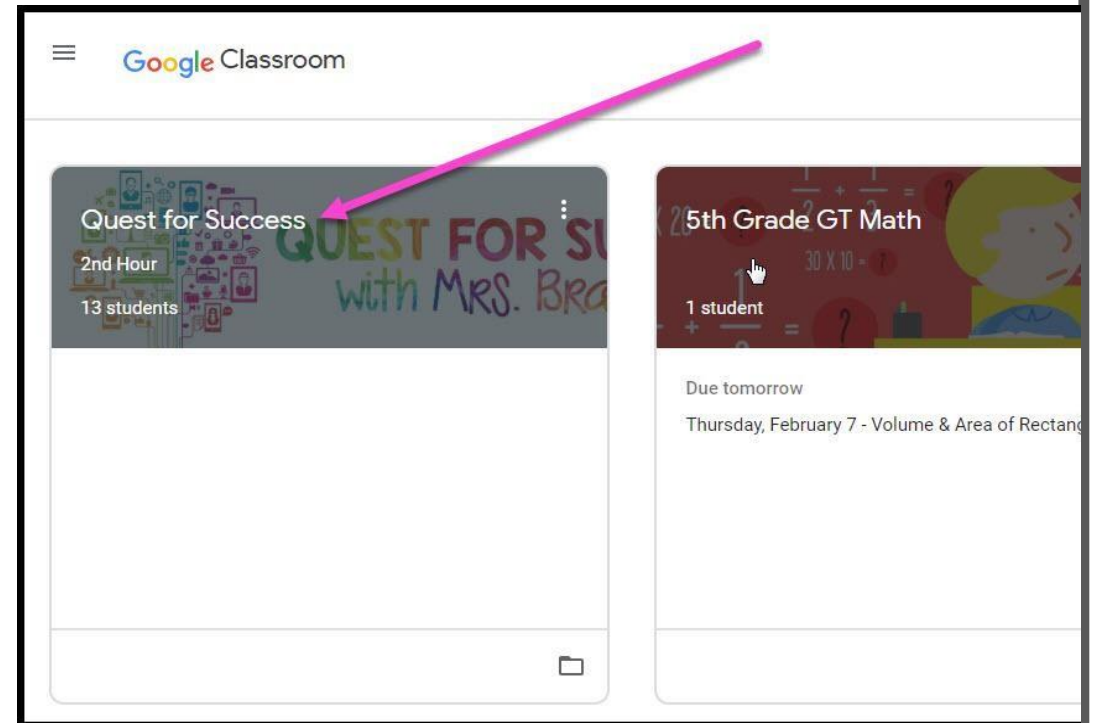
Click on the waffle button and then the [Google Classroom](#) icon.



Navigating Classroom

2

Click on the class you wish to view.

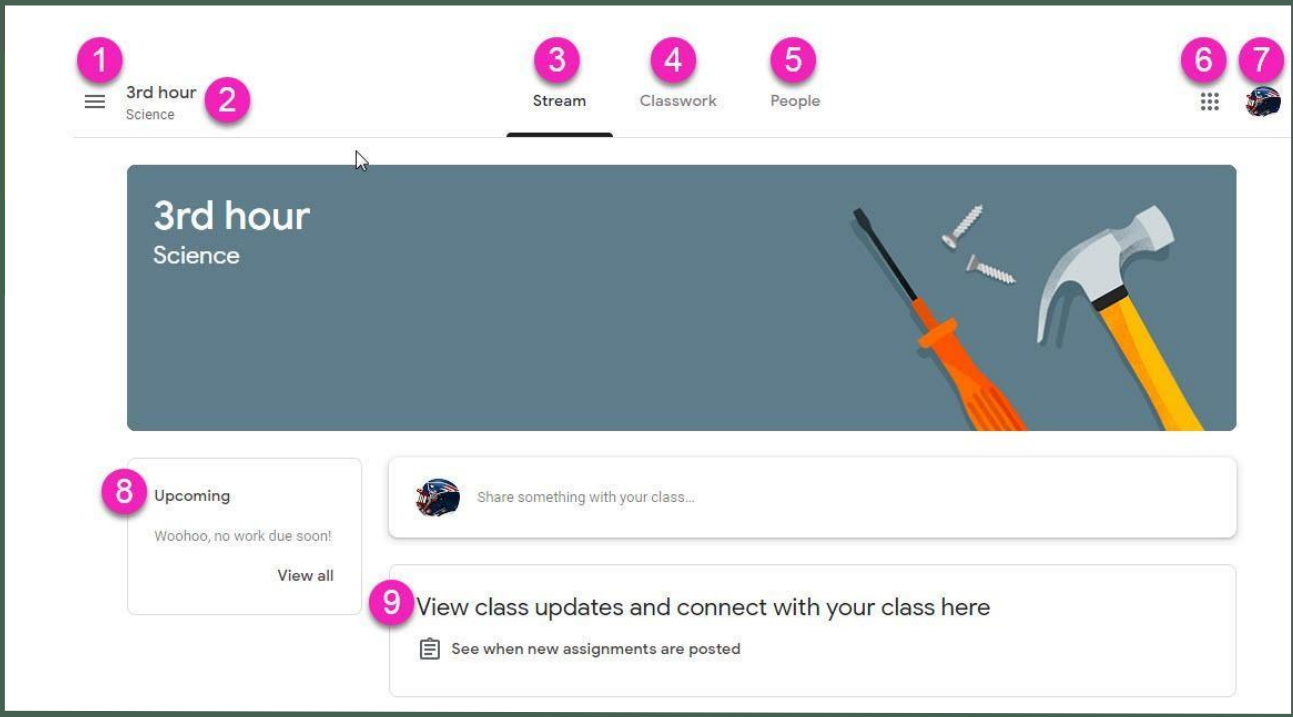


Navigating Classroom



 = High Interest for Parents

3

Page tools
(Left side)



The screenshot shows a Classroom page for '3rd hour Science'. At the top, there is a navigation bar with a menu icon (1), the class name (2), and tabs for 'Stream' (3), 'Classwork' (4), and 'People' (5). On the right side of the navigation bar, there is a waffle button (6) and a profile picture (7). The main content area features a header with the class name and a background image of tools. Below the header, there is an 'Upcoming' section (8) with a message 'Woohoo, no work due soon!' and a 'View all' link. To the right of this is a text input field for sharing updates. Below the input field is a section (9) for viewing class updates and connecting with the class, including a toggle for 'See when new assignments are posted'.

- 1 Menu of Classes
- 2 Current Class
- 3 Announcements Page
- 4 Assignments 
- 5 Teacher(s) & Classmates
- 6 Waffle Button (App Directory)
- 7 Your account
- 8 Upcoming Assignments 
- 9 Updates from your teacher

Navigating Classroom

4

Assignment
details

The screenshot displays the Classroom interface with the following elements and callouts:

- 1** Classwork Tab
- 2** View your work
- 3** Google Calendar and Class Drive folder
- 4** View your files
- 5** All topics
- 6** Benchmark Tests
- 7** Assignment Title: For the Week of September 2 - 6
- 8** Assignment Due Date: Due Today
- 9** Assignment Status: Assigned
- 10** Attached files/links: Day 1 - Multistep Equatio... PDF, Day 2 - Variables on Both... PDF, Day 3 - Infinite & No Solu... PDF, Day 4 - Algebraic Propor... PDF
- 11** Click to view assignment

1	Classwork Tab	5	Topics available	9	Assignment Status
2	See your Grades	6	Topic Headings	10	Attached files/links
3	See Due Dates	7	Assignment Title	11	Click to view assignment
4	View your files	8	Assignment Due Date		

access

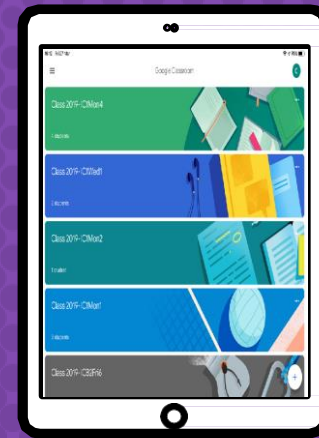
anywhere



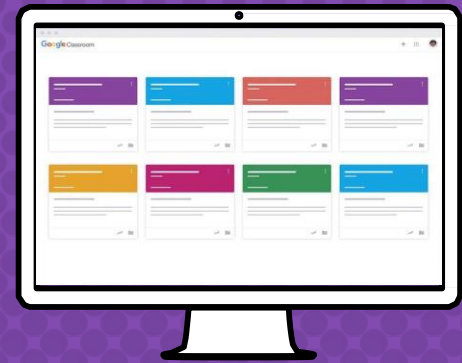
Android



Iphone



Tablet



desktop



GOOGLE APPS

allow you to edit Google assignments from any device that is connected to the internet!



Download on the
App Store



GET IT ON
Google Play

support?



Does your child need IT support?

✉ Email us using
StudentITSupport@cathays.cardiff.sch.uk